

Maintenance Procedures Powder Coatings

Powder coated aluminium needs to be cleaned and maintained regularly to ensure the decorative and protective properties of the coating are retained. The frequency of such cleaning will depend on many factors including:

- The geographical location of the building
- The environment surrounding the building, i.e. marine, industrial, alkaline/acidic etc.
- Levels of atmospheric pollution
- Prevailing wind
- Protection of the building by other buildings
- Possibility of airborne debris (e.g. sand) causing erosive wear of the coating

The recommended method of cleaning is by regular washing using a solution of warm water and mild detergent. All surfaces should be cleaned using a soft cloth or sponge and a liberal quantity of water, using nothing harsher than natural bristle brushes. (Cleaning of window sections can be conveniently carried out at the same time as glass cleaning).

Where heavier soiling on the coating is encountered, nothing harsher than white spirit should be used for cleaning and in no circumstances should any abrasive cleaner or any cleaner containing ketones, esters or alcohols be used.

The frequency of cleaning depends in part on the standard of appearance that is required and also the requirement to remove deposits which could, during prolonged contact with either the powder film or the metal substrate (if exposed), cause damage. Windows coatings left for extended periods without cleaning will suffer and won't come back to the original appearance.

In industrial environments the normal frequency of cleaning should be no more than three monthly intervals. However where there is high atmospheric pollution or an extremely hazardous atmosphere cleaning should occur monthly.

Where the atmosphere is deemed to be non-hazardous i.e. rural or where "clean environments" have been declared then the period between cleaning frequency can be extended to six monthly.

However if the project is subject to any unusual environmental factors or is close to salt water or marine environment your powder coater must be consulted on an industrial basis.

Maintenance Procedures for Anodising

Washing as recommended for powdercoat finish should first be tried. If this does not remove all dirt build-up a solvent cleaner such as kerosene, turpentine or white spirit may be used.

- A coat of liquid wax may be used to enhance the gloss finish.
- Do not use highly caustic or highly abrasive cleaners on any type of finish.
- Do not use solvent cleaners on powder or paint finishes.

Precautions

- To avoid the possibility of corrosion, only aluminium, stainless steel or galvanized steel fasteners should be used for fixing aluminium.
- Water running off copper roofing or flashing materials may have a corrosive effect on aluminium. Avoid installing copper or copper alloy products if water may run from them on to aluminium.
- Insulate and protect aluminium from unseasoned timber as the sap can cause stains which are almost impossible to remove.
- Insulate and protect aluminium from concrete to avoid leaching which could damage the framing and or the finish.

CARE & MAINTENANCE

Recommended Maintenance Information

On-Site Care & Maintenance

If windows and/or doors are to be stored on site they should be in a secure in a clean dry area away from cement, lime, paint, acid etc. as these items may damage the finish. During installation they must be protected from building fall-out such as wet plaster, mortar, paint and welding splatter. Wet plaster and mortar should be removed immediately and soiled area washed down with ample quantities of clean water.

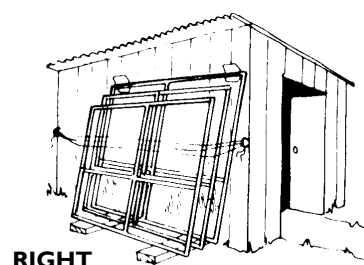
If you have to scrape off dry cement or mortar droppings the surface will almost certainly be damaged.

Use a sponge and lots of clean water to remove cement and mortar before it sets and causes permanent damage to paint or anodised finishes.

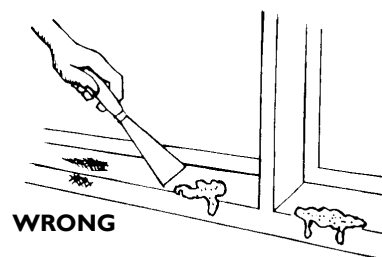
Acid used for cleaning brickwork must be prevented from getting onto aluminium. Should this occur the acid must immediately be washed off with clean water. This is the most common cause of permanent damage to the finish.

Tapes or coatings used to protect exposed surfaces must be removed carefully. Lengthy exposure to sunlight can make them difficult to remove.

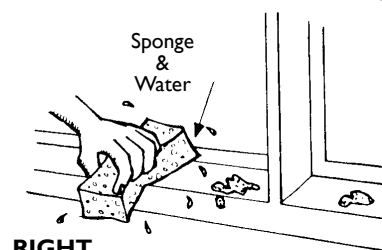
Door tracks and window sills should be protected from planks, scaffolding and barrows.



RIGHT



WRONG



RIGHT

