

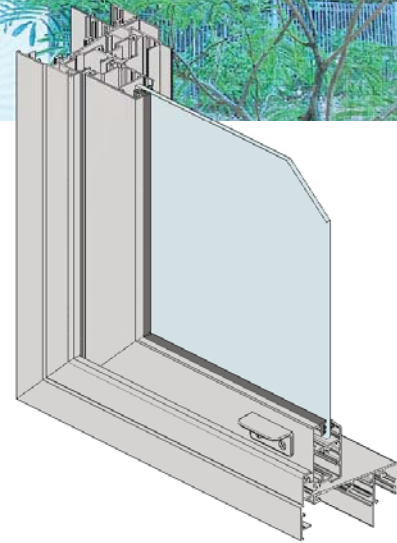


Series 613 MAGNUM™ Double Hung Window



DESIGN FEATURES

- Series 613 Double Hung windows give the solid appearance of timber with the all benefits of aluminium: strength, weather performance, sound reduction, high performance powder coat and anodised finishes, security and fly screening.
- The window has been tested for compliance with the relevant Australian Standards achieving a high water resistance of 300Pa.
- 102mm frame, mullion and transom have a soft 2mm internal radius.
- Both sashes can be hinged back into the room to allow cleaning of both sides of the glass from inside, without having to remove the fly screen.
- Sashes can be secured with the Vantage custom key or non-key locking cam handle.
- MAGNUM™ double-hung windows can be fitted with external flyscreens within the frame line, no turn buckles required.
- The window is compatible with the high performance Designer Series windows and doors. A large range of snap couplers allow windows to be joined at 90°, 135° and 180° without unsightly rivets or screws.
- Matching fixed sidelights/highlights and lowlights.
- Sashes and sidelights will accept a variety of glass thicknesses from 4mm single panes to 20mm insulating glass units.
- The perimeter frame will accept the optional 'Paddington' federation trims.



Maximum Panel Height	1155mm
Maximum Panel Width	1370mm
Maximum Glass Thickness	≤ 20mm

Subject to individual site conditions. Contact AWS Technical Support for more information.



WERS RATED PRODUCT



ENHANCED ACOUSTIC PERFORMANCE



3D & 2D CAD FILES AVAILABLE

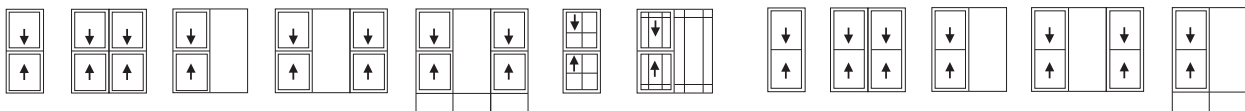


PRODUCT INFORMATION AVAILABLE AT WWW.VANTAGEALUMINIUM.COM.AU



SPECIFIER ASSISTANCE AVAILABLE

TYPICAL CONFIGURATIONS



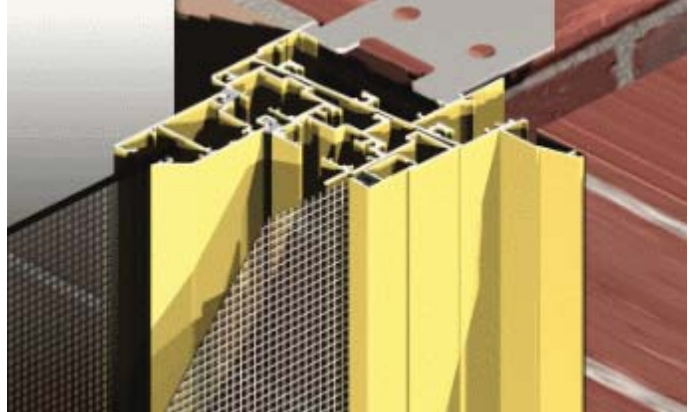


Series 613 MAGNUM™ Double Hung Window

01.09



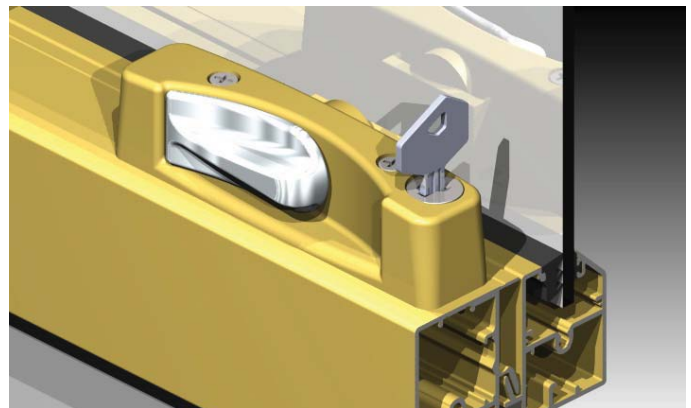
The 30mm wide sashes have been designed to accept a variety of glass thicknesses including 20mm insulating glass.



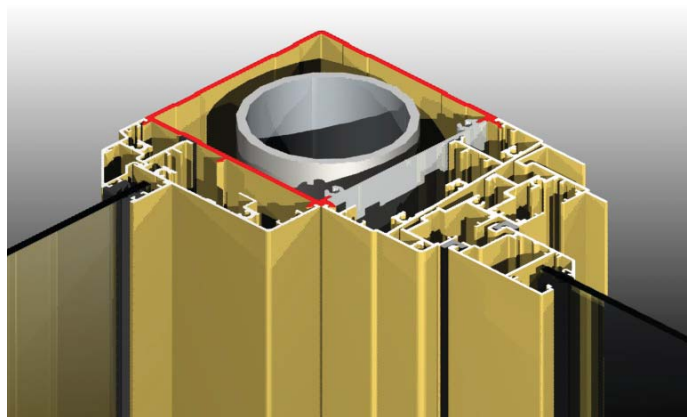
The window is designed to accept fly screen within the main frame.



Both sashes can be tilted back into the room to allow cleaning of the glass from inside. This could be a major advantage if the windows were out of reach on the outside – no scaffolding or ladders required. No need to remove the flyscreens to clean the glass.



We have designed a completely new lock for this window. Roll the chrome handle over 180° to lock/unlock.



There are numerous snap couplers that allow us to join window to window or window to door. The illustration above shows the 90° corner coupler designed to wrap around support posts. No unsightly rivets or screws required.



2D & 3D CAD FILES AVAILABLE

GO TO: www.vantagealuminium.com.au >
CAD & Revit 3D Files

CAD file: *DWG or DXF VAN_613*



MORE INFORMATION

For the latest updates regarding this product visit our web site

www.vantagealuminium.com.au

